

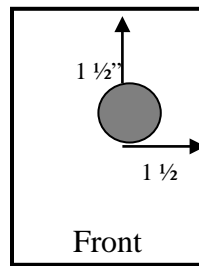

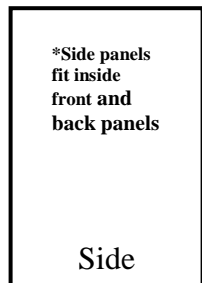
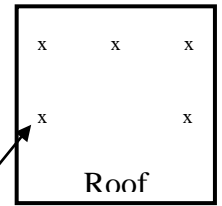
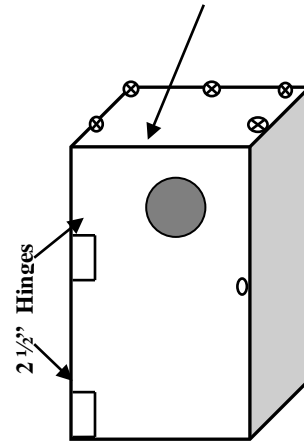
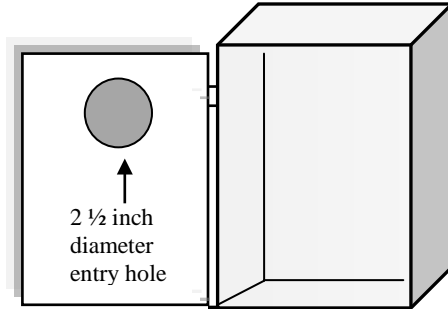
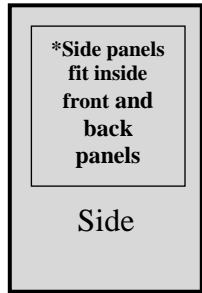
# Squirrel Hidey box plans

*for use inside cage*

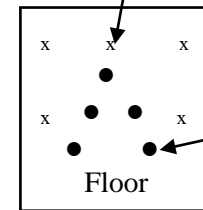
**1-3 squirrel capacity**



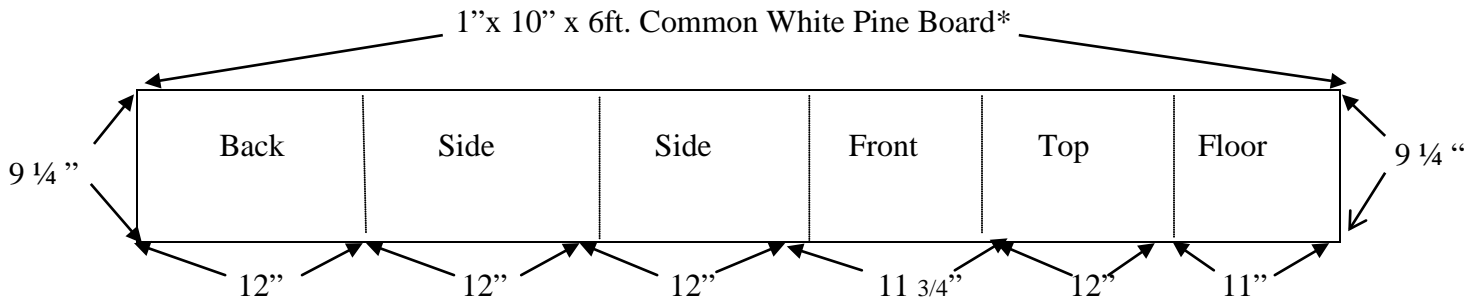
Don't screw Roof or Floor to front panel  
Attach front with hinges



Screw roof and floor to back and side only



Drill small hole in floor for drainage



## Supplies:

1 - 1"x 10" x 6' Common white pine board (Lowe's & Home Depot \$10.80)

1- Box #6 Drywall Screws 1 1/4" to 1 5/8"

1 - 3/32" Drill bits for Pre-drilling all screw holes, pine is very soft and is prone to split

1pkg - 2 1/2" Narrow Hinges (2 per pk) (Lowe's: Gate House© SKU#0308971 \$ 2.34 or HD: Everbuilt© SKU#241008 \$2.77)

1- sm. bottle of Waterproof Wood Glue: Titebond II© 16 oz. \$5.47 or Gorilla© Wood Glue 8oz. \$3.98

1 can spray (exterior) wood sealer Polyurethane or Thompson's Water Seal

## TOOLS:

Philips Screw driver

Drill and 3/32" Drill Bit

Jig Saw

2 1/2" dia hole cutting bit

\*Actual board size 3/4" x 9 1/4" x 6'